





District Health Assessment for Multiple District 316 through September 2025

		Clubs							Membership							Member Strength		Cancellation		Reports			Finance	Leadership			
District Name	Status/ Number of Months in Status *	Active Clubs	Clubs in Status Quo	Total Clubs	% Status Quo Clubs in Financial Suspension	New Clubs	Cancelled Clubs	YTD Net Club Gain/ Loss	Current Members In Active Clubs	Current Members In Status Quo Clubs	Current Total Members Count	YTD Add	YTD Drop	YTD NetGrowth (includes Active and Status Quo)	YTD NetGrowth% (includes Active and Status Quo)	Member Count 12 Months Ago	Average Member Count Per Club	% of Clubs with less than 20 members	Average Cancelled Club Age	Members Lost Due to Cancelled Clubs	% of Clubs Reporting Service	% No MMR in 3 Months	% No Officer Report in 12 months	% of Clubs with balance 90+ days	Number of Zone Chairs Recorded	Number of Region Chairs Recorded	District Officers Vacancies **
316 A		69	0	69	0%	5	0	5	2717	0	2717	265	31	234	9.42%	2,422	39	19%	0	0	87%	43%	14%	54%	11	5	
316 B		71	1	72	100%	9	0	9	2324	10	2334	315	5	310	15.32%	1,917	33	28%	0	0	44%	43%	13%	57%	13	4	
316 D		106	1	107	100%	10	0	10	3238	29	3267	309	37	272	9.08%	2,803	31	37%	0	0	92%	50%	1%	47%	21	7	
316 G		79	0	79	0%	7	0	7	3119	0	3119	340	35	305	10.84%	2,734	39	20%	0	0	91%	28%	0%	38%	20	7	
316 H		49	0	49	0%	4	1	3	1846	0	1846	158	47	111	6.40%	1,079	38	31%	4	15	10%	39%	14%	71%	0	5	2nd VDG,GST
316 J		58	0	58	0%	3	0	3	2213	0	2213	135	30	105	4.98%	2,173	38	41%	0	0	45%	38%	7%	64%	12	5	
		432	2	434	100%	38	1	37	15457	39	15496	1522	185	1337	9.44%	13,128	36	29%	4	15	68%	41%	7%	53%	77	33	




District Health Assessment for Multiple District 317 through September 2025

		Clubs							Membership							Member Strength		Cancellation		Reports			Finance	Leadership			
District Name	Status/ Number of Months in Status *	Active Clubs	Clubs in Status Quo	Total Clubs	% Status Quo Clubs in Financial Suspension	New Clubs	Cancelled Clubs	YTD Net Club Gain/Loss	Current Members In Active Clubs	Current Members In Status Quo Clubs	Current Total Members Count	YTD Add	YTD Drop	YTD NetGrowth (includes Active and Status Quo)	YTD NetGrowth% (includes Active and Status Quo)	Member Count 12 Months Ago	Average Member Count Per Club	% of Clubs with less than 20 members	Average Cancelled Club Age	Members Lost Due to Cancelled Clubs	% of Clubs Reporting Service	% No MMR in 3 Months	% No Officer Report in 12 months	% of Clubs with balance 90+ days	Number of Zone Chairs Recorded	Number of Region Chairs Recorded	District Officers Vacancies **
317 A		80	0	80	0%	3	0	3	2577	0	2577	416	39	377	17.14%	2,332	32	19%	0	0	81%	14%	1%	34%	21	7	
317 G		99	1	100	100%	8	1	7	3032	21	3053	404	98	306	11.14%	2,750	31	16%	2	0	43%	39%	9%	67%	21	10	
317 B		111	0	111	0%	1	0	1	3779	0	3779	267	61	206	5.77%	3,731	34	20%	0	0	95%	30%	0%	37%	26	12	
317 C		114	1	115	0%	12	0	12	3280	29	3309	570	36	534	19.24%	3,010	29	30%	0	0	87%	34%	1%	32%	20	9	2nd VDG
317 D		117	0	117	0%	1	0	1	4731	0	4731	436	28	408	9.44%	4,503	40	12%	0	0	99%	28%	9%	20%	24	12	
317 E		76	0	76	0%	2	0	2	2536	0	2536	230	43	187	7.96%	2,349	33	14%	0	0	96%	21%	3%	53%	18	7	
317 F		90	0	90	0%	5	2	3	2473	0	2473	266	18	248	11.15%	2,198	27	31%	4	0	100%	23%	1%	31%	20	7	
		687	2	689	50%	32	3	29	22408	50	22458	2589	323	2266	11.22%	20,873	33	20%	3	0	86%	28%	3%	38%	150	64	




District Health Assessment for Multiple District 318 through September 2025

		Clubs							Membership							Member Strength		Cancellation		Reports			Finance	Leadership			
District Name	Status/ Number of Months in Status *	Active Clubs	Clubs in Status Quo	Total Clubs	% Status Quo Clubs in Financial Suspension	New Clubs	Cancelled Clubs	YTD Net Club Gain/Loss	Current Members In Active Clubs	Current Members In Status Quo Clubs	Current Total Members Count	YTD Add	YTD Drop	YTD NetGrowth (includes Active and Status Quo)	YTD NetGrowth% (includes Active and Status Quo)	Member Count 12 Months Ago	Average Member Count Per Club	% of Clubs with less than 20 members	Average Cancelled Club Age	Members Lost Due to Cancelled Clubs	% of Clubs Reporting Service	% No MMR in 3 Months	% No Officer Report in 12 months	% of Clubs with balance 90+ days	Number of Zone Chairs Recorded	Number of Region Chairs Recorded	District Officers Vacancies **
318 A		150	0	150	0%	5	1	4	4307	0	4307	355	64	291	7.25%	4,375	29	30%	13	0	83%	29%	3%	53%	42	20	
318 B		124	0	124	0%	3	1	2	3782	0	3782	256	58	198	5.52%	3,378	31	18%	8	0	100%	38%	8%	63%	28	13	
318 C		176	0	176	0%	8	0	8	6177	0	6177	595	76	519	9.17%	5,485	35	11%	0	0	98%	31%	6%	51%	38	18	
DISTRICT 318 D		177	0	177	0%	2	0	2	6522	0	6522	356	52	304	4.89%	5,727	37	19%	0	0	82%	39%	5%	71%	42	21	
DISTRICT 318 D1		48	0	48	0%	7	0	7	1427	0	1427	303	8	295	26.06%	1,246	30	17%	0	0	85%	17%	0%	65%	11	6	
318 E		166	0	166	0%	3	1	2	6129	0	6129	324	115	209	3.53%	6,177	37	13%	7	13	67%	35%	2%	48%	36	15	
		841	0	841	0%	28	3	25	28344	0	28344	2189	373	1816	6.85%	26,388	34	18%	9	13	85%	33%	4%	57%	197	93	



District Health Assessment for Multiple District 320 through September 2025

		Clubs							Membership							Member Strength		Cancellation		Reports			Finance	Leadership			
District Name	Status/ Number of Months in Status *	Active Clubs	Clubs in Status Quo	Total Clubs	% Status Quo Clubs in Financial Suspension	New Clubs	Cancelled Clubs	YTD Net Club Gain/Loss	Current Members In Active Clubs	Current Members In Status Quo Clubs	Current Total Members Count	YTD Add	YTD Drop	YTD NetGrowth (includes Active and Status Quo)	YTD NetGrowth% (includes Active and Status Quo)	Member Count 12 Months Ago	Average Member Count Per Club	% of Clubs with less than 20 members	Average Cancelled Club Age	Members Lost Due to Cancelled Clubs	% of Clubs Reporting Service	% No MMR in 3 Months	% No Officer Report in 12 months	% of Clubs with balance 90+ days	Number of Zone Chairs Recorded	Number of Region Chairs Recorded	District Officers Vacancies **
320 A		92	0	92	0%	7	1	6	3775	0	3775	284	94	190	5.30%	3,352	41	24%	7	10	98%	41%	8%	48%	22	7	
320 B		64	0	64	0%	3	0	3	2563	0	2563	376	73	303	13.41%	2,020	40	17%	0	0	91%	27%	5%	58%	15	5	
320 C		68	0	68	0%	3	1	2	2083	0	2083	182	136	46	2.26%	1,883	31	22%	35	109	82%	49%	3%	62%	0	0	
320 D		134	0	134	0%	10	4	6	4626	0	4626	631	324	307	7.11%	3,768	35	18%	3	239	89%	34%	2%	46%	26	10	
320 E		84	0	84	0%	11	0	11	3905	0	3905	439	100	339	9.51%	3,436	46	13%	0	0	88%	24%	0%	51%	23	7	
320 F		77	0	77	0%	2	0	2	3046	0	3046	150	15	135	4.64%	2,486	40	23%	0	0	91%	42%	8%	58%	24	8	
320 G		94	0	94	0%	3	8	-5	3449	0	3449	295	153	142	4.29%	3,222	37	32%	3	110	99%	43%	2%	32%	31	12	
320 H		57	0	57	0%	10	1	9	2267	0	2267	493	145	348	18.13%	1,728	40	7%	4	9	91%	37%	5%	56%	14	5	
		670	0	670	0%	49	15	34	25714	0	25714	2850	1040	1810	7.57%	21,895	38	20%	5	477	91%	37%	4%	50%	155	54	



District Health Assessment for Multiple District 321 through September 2025

District Name	Status/ Number of Months in Status *	Clubs						Membership							Member Strength		Cancellation		Reports			Finance	Leadership				
		Active Clubs	Clubs in Status Quo	Total Clubs	% Status Quo Clubs in Financial Suspension	New Clubs	Cancelled Clubs	YTD Net Club Gain/Loss	Current Members In Active Clubs	Current Members In Status Quo Clubs	Current Total Members Count	YTD Add	YTD Drop	YTD NetGrowth (includes Active and Status Quo)	YTD NetGrowth% (includes Active and Status Quo)	Member Count 12 Months Ago	Average Member Count Per Club	% of Clubs with less than 20 members	Average Cancelled Club Age	Members Lost Due to Cancelled Clubs	% of Clubs Reporting Service	% No MMR in 3 Months	% No Officer Report in 12 months	% of Clubs with balance 90+ days	Number of Zone Chairs Recorded	Number of Region Chairs Recorded	District Officers Vacancies **
321A1		59	0	59	0%	5	0	5	1760	0	1760	220	34	186	11.82%	1,488	30	20%	0	0	31%	27%	7%	56%	9	4	
321A2		159	0	159	0%	9	0	9	3523	0	3523	361	176	185	5.54%	3,353	22	42%	0	0	79%	42%	17%	69%	36	12	
321A3		135	0	135	0%	6	0	6	2533	0	2533	367	157	210	9.04%	2,235	19	61%	0	0	39%	36%	3%	73%	27	12	
321B1		103	0	103	0%	3	1	2	2759	0	2759	208	163	45	1.66%	2,412	27	36%	8	15	57%	41%	2%	40%	27	14	
321B2		71	0	71	0%	6	0	6	1652	0	1652	253	50	203	14.01%	1,445	23	38%	0	0	58%	34%	10%	73%	18	9	
321C1		176	0	176	0%	7	0	7	4616	0	4616	508	70	438	10.48%	4,168	26	45%	0	0	66%	33%	12%	69%	46	20	
321C2		79	0	79	0%	6	1	5	2752	0	2752	395	172	223	8.82%	2,510	35	24%	27	0	32%	32%	6%	63%	0	0	
321 D		159	0	159	0%	4	2	2	4035	0	4035	231	330	-99	-2.39%	3,852	25	51%	20	22	19%	55%	16%	81%	44	16	
321 E		102	0	102	0%	7	1	6	3096	0	3096	194	88	106	3.55%	2,998	30	23%	2	22	52%	45%	8%	71%	28	16	
321 F		198	1	199	100%	19	0	19	5261	10	5271	648	214	434	8.97%	4,455	27	32%	0	0	99%	37%	8%	74%	48	14	
		1241	1	1242	100%	72	5	67	31987	10	31997	3385	1454	1931	6.42%	28,916	26	40%	16	59	58%	39%	10%	69%	283	117	



District Health Assessment for Multiple District 322 through September 2025

District Name	Status/ Number of Months in Status *	Clubs							Membership							Member Strength		Cancellation		Reports			Finance	Leadership			
		Active Clubs	Clubs in Status Quo	Total Clubs	% Status Quo Clubs in Financial Suspension	New Clubs	Cancelled Clubs	YTD Net Club Gain/Loss	Current Members In Active Clubs	Current Members In Status Quo Clubs	Current Total Members Count	YTD Add	YTD Drop	YTD NetGrowth (includes Active and Status Quo)	YTD NetGrowth% (includes Active and Status Quo)	Member Count 12 Months Ago	Average Member Count Per Club	% of Clubs with less than 20 members	Average Cancelled Club Age	Members Lost Due to Cancelled Clubs	% of Clubs Reporting Service	% No MMR in 3 Months	% No Officer Report in 12 months	% of Clubs with balance 90+ days	Number of Zone Chairs Recorded	Number of Region Chairs Recorded	District Officers Vacancies **
322 A		92	0	92	0%	5	2	3	3144	0	3144	360	56	304	10.70%	3,329	34	17%	1	0	99%	14%	0%	60%	20	6	
322 B1		98	0	98	0%	10	2	8	4535	0	4535	542	73	469	11.53%	3,840	46	4%	2	25	90%	22%	3%	9%	15	0	
322 B2		99	0	99	0%	9	2	7	3385	0	3385	388	81	307	9.97%	3,015	34	17%	2	24	44%	36%	6%	31%	19	9	
322C1		114	0	114	0%	1	1	0	3611	0	3611	294	40	254	7.57%	3,341	32	20%	1	10	67%	31%	5%	46%	25	11	
322C2		64	0	64	0%	8	1	7	2603	0	2603	297	86	211	8.82%	2,296	41	11%	1	25	63%	33%	8%	56%	17	8	
322C3		94	0	94	0%	8	2	6	3437	0	3437	403	33	370	12.06%	3,362	37	27%	11	0	72%	24%	0%	32%	17	7	
322C4		49	0	49	0%	2	0	2	1706	0	1706	336	40	296	20.99%	1,466	35	31%	0	0	61%	41%	2%	67%	15	7	
322C5		43	0	43	0%	2	0	2	1531	0	1531	158	4	154	11.18%	1,316	36	16%	0	0	100%	42%	16%	37%	7	4	
322 D		79	0	79	0%	3	0	3	3035	0	3035	226	30	196	6.90%	2,873	38	10%	0	0	86%	24%	1%	51%	16	8	
322 E		164	0	164	0%	9	0	9	5391	0	5391	402	68	334	6.60%	4,438	33	44%	0	0	40%	49%	5%	70%	42	18	
322 F		109	0	109	0%	9	7	2	3981	0	3981	617	104	513	14.79%	3,594	37	13%	3	26	55%	11%	3%	32%	19	0	
322 H		73	0	73	0%	13	1	12	2111	0	2111	519	36	483	29.67%	1,697	29	3%	3	0	64%	21%	8%	40%	14	5	
322 G		98	0	98	0%	13	4	9	4507	0	4507	602	167	435	10.68%	4,143	46	7%	7	117	64%	28%	9%	46%	18	7	
		1176	0	1176	0%	92	22	70	42977	0	42977	5144	818	4326	11.19%	38,710	37	18%	4	227	67%	29%	5%	45%	244	90	



District Health Assessment for Multiple District 3231 through September 2025

District Name	Status/ Number of Months in Status *	Clubs							Membership							Member Strength		Cancellation		Reports			Finance	Leadership			
		Active Clubs	Clubs in Status Quo	Total Clubs	% Status Quo Clubs in Financial Suspension	New Clubs	Cancelled Clubs	YTD Net Club Gain/Loss	Current Members In Active Clubs	Current Members In Status Quo Clubs	Current Total Members Count	YTD Add	YTD Drop	YTD NetGrowth (includes Active and Status Quo)	YTD NetGrowth% (includes Active and Status Quo)	Member Count 12 Months Ago	Average Member Count Per Club	% of Clubs with less than 20 members	Average Cancelled Club Age	Members Lost Due to Cancelled Clubs	% of Clubs Reporting Service	% No MMR in 3 Months	% No Officer Report in 12 months	% of Clubs with balance 90+ days	Number of Zone Chairs Recorded	Number of Region Chairs Recorded	District Officers Vacancies **
3231A1		50	0	50	0%	6	0	6	1560	0	1560	257	29	228	17.12%	1,376	31	52%	0	0	44%	32%	4%	52%	8	4	
3231A2		70	0	70	0%	5	1	4	2484	0	2484	267	43	224	9.91%	2,366	35	33%	3	5	40%	39%	7%	50%	0	0	
3231A3		123	0	123	0%	5	1	4	4963	0	4963	474	66	408	8.96%	4,680	40	37%	4	0	45%	30%	2%	54%	12	6	
3231A4		61	0	61	0%	2	0	2	2167	0	2167	239	66	173	8.68%	1,837	36	25%	0	0	59%	23%	3%	48%	11	4	
		304	0	304	0%	18	2	16	11174	0	11174	1237	204	1033	10.19%	10,259	37	36%	4	5	46%	31%	4%	52%	31	14	



District Health Assessment for Multiple District 3232 through September 2025

District Name	Status/ Number of Months in Status *	Clubs							Membership							Member Strength		Cancellation		Reports			Finance	Leadership			
		Active Clubs	Clubs in Status Quo	Total Clubs	% Status Quo Clubs in Financial Suspension	New Clubs	Cancelled Clubs	YTD Net Club Gain/Loss	Current Members In Active Clubs	Current Members In Status Quo Clubs	Current Total Members Count	YTD Add	YTD Drop	YTD NetGrowth (includes Active and Status Quo)	YTD NetGrowth% (includes Active and Status Quo)	Member Count 12 Months Ago	Average Member Count Per Club	% of Clubs with less than 20 members	Average Cancelled Club Age	Members Lost Due to Cancelled Clubs	% of Clubs Reporting Service	% No MMR in 3 Months	% No Officer Report in 12 months	% of Clubs with balance 90+ days	Number of Zone Chairs Recorded	Number of Region Chairs Recorded	District Officers Vacancies **
3232B1		33	1	34	100%	2	4	-2	1682	10	1692	154	225	-71	-4.03%	1,692	51	12%	11	58	94%	29%	9%	71%	6	3	
3232B2		63	1	64	100%	18	3	15	2881	22	2903	701	309	392	15.61%	2,223	46	2%	4	226	100%	16%	3%	53%	9	4	
3232B3		47	0	47	0%	10	3	7	2522	0	2535	443	289	154	6.47%	1,961	54	4%	20	27	81%	19%	6%	64%	5	3	
3232B4		57	0	57	0%	9	5	4	4348	0	4348	333	422	-89	-2.01%	3,000	76	7%	4	392	100%	56%	28%	58%	8	3	
3232F1		117	1	118	100%	5	3	2	4364	2	4366	203	49	154	3.66%	3,476	37	53%	5	22	70%	45%	3%	68%	18	9	
3232F2		94	0	94	0%	4	2	2	2856	0	2856	203	101	102	3.70%	2,967	30	32%	3	20	63%	41%	14%	63%	17	6	
3232 J		62	0	62	0%	6	2	4	1894	0	1894	213	32	181	10.57%	1,938	31	35%	4	1	100%	34%	2%	56%	14	5	
		473	3	476	100%	54	22	32	20547	34	20594	2250	1427	823	4.16%	17,257	44	26%	8	746	83%	37%	9%	62%	77	33	



District Health Assessment for Multiple District 3233 through September 2025

District Name	Status/ Number of Months in Status *	Clubs							Membership							Member Strength		Cancellation		Reports			Finance	Leadership			
		Active Clubs	Clubs in Status Quo	Total Clubs	% Status Quo Clubs in Financial Suspension	New Clubs	Cancelled Clubs	YTD Net Club Gain/ Loss	Current Members In Active Clubs	Current Members In Status Quo Clubs	Current Total Members Count	YTD Add	YTD Drop	YTD NetGrowth (includes Active and Status Quo)	YTD NetGrowth% (includes Active and Status Quo)	Member Count 12 Months Ago	Average Member Count Per Club	% of Clubs with less than 20 members	Average Cancelled Club Age	Members Lost Due to Cancelled Clubs	% of Clubs Reporting Service	% No MMR in 3 Months	% No Officer Report in 12 months	% of Clubs with balance 90+ days	Number of Zone Chairs Recorded	Number of Region Chairs Recorded	District Officers Vacancies **
3233 C		137	1	138	100%	10	0	10	2828	2	2830	358	35	323	12.88%	2,709	21	58%	0	0	77%	42%	0%	46%	30	12	
3233E1		219	1	220	100%	5	0	5	6043	5	6048	297	465	-168	-2.70%	5,486	28	51%	0	0	35%	51%	8%	65%	60	21	
3233E2		148	0	148	0%	5	0	5	4960	0	4960	363	82	281	6.01%	5,070	34	39%	0	0	51%	35%	5%	50%	34	12	
3233G1		227	0	227	0%	20	0	20	4481	0	4481	568	41	527	13.33%	3,313	20	67%	0	0	22%	51%	12%	48%	35	12	
3233G2		140	1	141	100%	10	2	8	3033	28	3061	402	133	269	9.63%	2,659	22	43%	4	3	76%	30%	1%	48%	30	7	
		871	3	874	100%	50	2	48	21345	35	21380	1988	756	1232	6.11%	19,237	25	53%	4	3	48%	44%	6%	52%	189	64	



District Health Assessment for Multiple District 3234 through September 2025

District Name	Status/ Number of Months in Status *	Clubs							Membership							Member Strength		Cancellation		Reports			Finance	Leadership			
		Active Clubs	Clubs in Status Quo	Total Clubs	% Status Quo Clubs in Financial Suspension	New Clubs	Cancelled Clubs	YTD Net Club Gain/Loss	Current Members In Active Clubs	Current Members In Status Quo Clubs	Current Total Members Count	YTD Add	YTD Drop	YTD NetGrowth (includes Active and Status Quo)	YTD NetGrowth% (includes Active and Status Quo)	Member Count 12 Months Ago	Average Member Count Per Club	% of Clubs with less than 20 members	Average Cancelled Club Age	Members Lost Due to Cancelled Clubs	% of Clubs Reporting Service	% No MMR in 3 Months	% No Officer Report in 12 months	% of Clubs with balance 90+ days	Number of Zone Chairs Recorded	Number of Region Chairs Recorded	District Officers Vacancies **
3234D1		72	0	72	0%	1	1	0	2445	0	2445	121	46	75	3.16%	2,523	34	24%	3	0	99%	25%	1%	33%	21	5	
3234D2		117	0	117	0%	5	0	5	5333	0	5333	294	74	220	4.30%	5,588	46	19%	0	0	55%	38%	1%	29%	16	0	
3234H1		117	0	117	0%	9	4	5	3957	0	3957	570	81	489	14.10%	3,494	34	18%	3	32	60%	22%	5%	44%	21	7	
3234H2		110	1	111	100%	2	4	-2	4334	20	4354	120	248	-128	-2.86%	3,963	39	8%	2	84	35%	46%	11%	59%	27	6	
		416	1	417	100%	17	9	8	16069	20	16089	1105	449	656	4.25%	15,568	39	17%	3	116	59%	33%	5%	42%	85	18	




District Health Assessment for MULTIPLE DISTRICT 3241 through September 2025

District Name	Status/ Number of Months in Status *	Clubs						Membership								Member Strength		Cancellation		Reports			Finance	Leadership			
		Active Clubs	Clubs in Status Quo	Total Clubs	% Status Quo Clubs in Financial Suspension	New Clubs	Cancelled Clubs	YTD Net Club Gain/ Loss	Current Members In Active Clubs	Current Members In Status Quo Clubs	Current Total Members Count	YTD Add	YTD Drop	YTD NetGrowth (includes Active and Status Quo)	YTD NetGrowth% (includes Active and Status Quo)	Member Count 12 Months Ago	Average Member Count Per Club	% of Clubs with less than 20 members	Average Cancelled Club Age	Members Lost Due to Cancelled Clubs	% of Clubs Reporting Service	% No MMR in 3 Months	% No Officer Report in 12 months	% of Clubs with balance 90+ days	Number of Zone Chairs Recorded	Number of Region Chairs Recorded	District Officers Vacancies **
DISTRICT 3241 A		155	0	155	0%	17	2	15	4948	0	4948	873	159	714	16.86%	4,515	32	27%	5	23	78%	15%	6%	61%	31	15	
DISTRICT 3241 B		64	0	64	0%	3	0	3	2057	0	2057	153	88	65	3.26%	1,913	32	16%	0	0	53%	27%	6%	73%	13	5	
DISTRICT 3241 C		178	0	178	0%	6	3	3	5243	0	5243	631	82	549	11.70%	4,907	29	22%	8	0	90%	14%	0%	61%	24	12	
DISTRICT 3241 D		66	0	66	0%	2	4	-2	1491	0	1491	146	89	57	3.97%	1,586	23	58%	2	53	55%	26%	6%	85%	15	3	
DISTRICT 3241 E		53	0	53	0%	3	0	3	1355	0	1355	204	230	-26	-1.88%	1,239	26	32%	0	0	74%	26%	6%	89%	9	3	
DISTRICT 3241 F		43	1	44	100%	1	0	1	1183	21	1204	31	43	-12	-0.99%	1,349	28	20%	0	0	75%	61%	5%	91%	12	5	GMT,GST
DISTRICT 3241 G		113	0	113	0%	4	0	4	3598	0	3598	408	33	375	11.64%	3,386	32	22%	0	0	63%	24%	7%	59%	30	10	
DISTRICT 3241 H		106	0	106	0%	8	2	6	3300	0	3300	475	23	452	15.87%	2,926	31	7%	6	0	96%	13%	5%	38%	26	8	
DISTRICT 3241 I		80	0	80	0%	3	4	-1	2631	0	2631	374	96	278	11.81%	2,414	33	19%	8	41	81%	19%	8%	41%	23	6	GMT
		858	1	859	100%	47	15	32	25806	21	25827	3295	843	2452	10.49%	24,235	30	24%	6	117	77%	21%	5%	62%	183	67	



District Health Assessment for MULTIPLE DISTRICT 3242 through September 2025

	Clubs							Membership							Member Strength		Cancellation		Reports			Finance	Leadership				
	Status/ District Name Number of Months in Status *	Active Clubs	Clubs in Status Quo	Total Clubs	% Status Quo Clubs in Financial Suspension	New Clubs	Cancelled Clubs	YTD Net Club Gain/ Loss	Current Members In Active Clubs	Current Members In Status Quo Clubs	Current Total Members Count	YTD Add	YTD Drop	YTD NetGrowth (includes Active and Status Quo)	YTD NetGrowth% (includes Active and Status Quo)	Member Count 12 Months Ago	Average Member Count Per Club	% of Clubs with less than 20 members	Average Cancelled Club Age	Members Lost Due to Cancelled Clubs	% of Clubs Reporting Service	% No MMR in 3 Months	% No Officer Report in 12 months	% of Clubs with balance 90+ days	Number of Zone Chairs Recorded	Number of Region Chairs Recorded	District Officers Vacancies **
DISTRICT 3242 A		193	0	193	0%	5	2	3	5935	0	5935	428	207	221	3.87%	5,558	31	26%	28	22	34%	34%	8%	61%	42	10	
DISTRICT 3242 B		192	0	192	0%	10	1	9	6716	0	6716	1154	129	1025	18.01%	6,004	35	25%	4	0	94%	2%	1%	61%	45	9	
DISTRICT 3242 C		129	0	129	0%	6	0	6	4643	0	4643	313	76	237	5.38%	5,664	36	19%	0	0	77%	36%	5%	23%	27	5	
DISTRICT 3242 E		192	0	192	0%	9	0	9	8437	0	8437	629	64	565	7.18%	7,863	44	11%	0	0	91%	24%	0%	23%	0	0	
DISTRICT 3242 F		290	0	291	0%	26	1	25	11239	0	11262	1388	172	1216	12.10%	10,686	39	14%	15	18	76%	14%	1%	39%	84	18	
		996	0	997	0%	56	4	52	36970	0	36993	3912	648	3264	9.68%	35,775	37	19%	19	40	74%	20%	3%	42%	198	42	

* - District Status: P - Provisional, T - Transitional.
** - District Officers Vacancies: DG - District Governor, 1st VDG - First Vice District Governor, 2nd VDG - Second Vice District Governor.